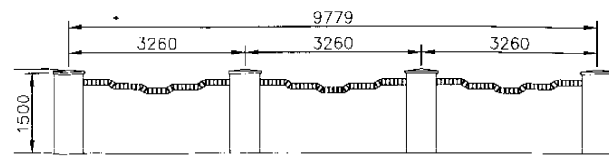
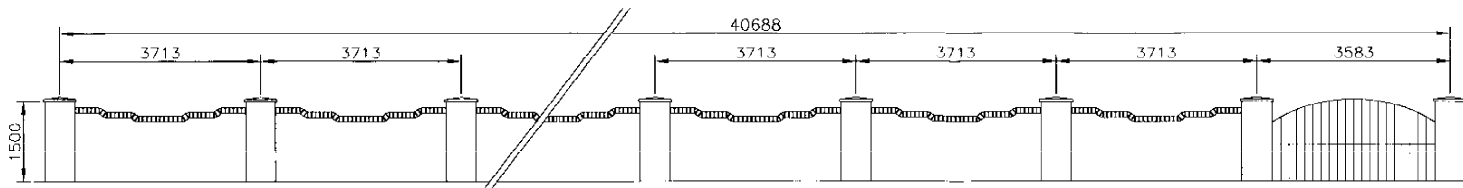


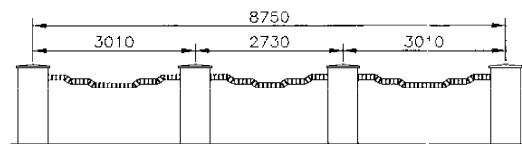
PROPOSED FRONT WALL ELEVATION
SCALE 1:100



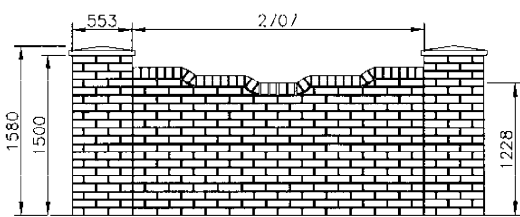
PROPOSED REAR WALL ELEVATION
SCALE 1:100



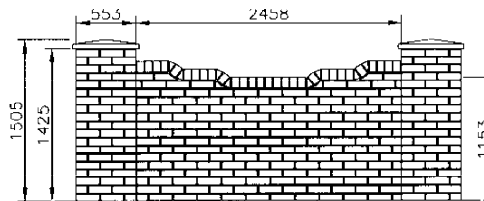
PROPOSED SIDE WALL ELEVATION
SCALE 1:100



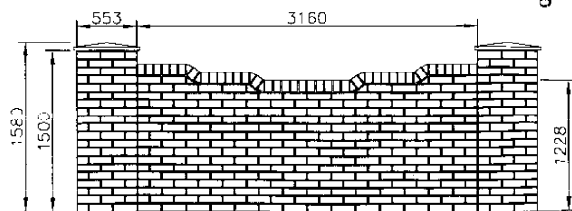
PROPOSED SHARED WALL ELEVATION
SCALE 1:100



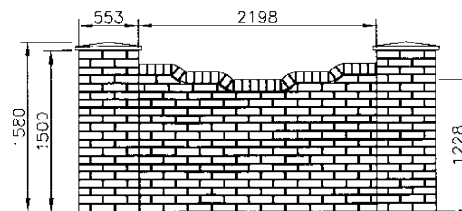
TYPICAL REAR WALL
SCALE 1:50



TYPICAL SHARED WALL
SCALE 1:50



TYPICAL SIDE WALL
SCALE 1:50



TYPICAL FRONT WALL
SCALE 1:50

NOTES

TRADESMEN SHOULD USE SHOWN BRICK PATTERN AS A GUIDE ONLY AND CHECK ALL SETTING OUT DIMENSIONS BEFORE STARTING.
MAIN BRICKS ARE TO MATCH DWELLINGS AND DETAIL BRICKS ARE TO BE BUFF IN COLOUR.

STOCKTON BOROUGH COUNCIL
DEPOSITED PLAN
11 JUN 2009
SUPERSEDES PLAN DATED 29/10/09
HEAD OF PLANNING

PROPOSED BOUNDARY WALL

MR & MRS KHAN
166 BISHOPTON ROAD,
STOCKTON ON TEES.
TS18 4PQ

DRAWING No/CAD FILE
2009/005/02

SCALE 1:50 1:100 DATE 16 APR 09

P.D.S.

PROFESSIONAL DRAWING SERVICE

DRAWN BY CB CHECKED BY SIG.